

## Happy New Year

Welcome to the January edition of our lockdown newsletter. This is the usual mix of news, chat and snippets, hopefully similar to that which we get at our meetings. Hence there is no structure to it and if you feel that it is not the right balance then please send me your contribution!

### Future Meetings:

Well 2020 was certainly a bit of a roller-coaster! The November newsletter coincided with Lockdown-2, we were in Tiers for December's Christmas special and now in Lockdown-3. I am hopeful that 2021 will be a less frustrating year but at the moment it is hard to predict when we will be able to start our meetings. As previously, we will continue to review the position with a view to restarting our meetings as soon as we can.

In the meantime these newsletters will continue to be published each month to coincide with when we would have been meeting. My thanks go to everyone who has sent in contributions and I feel that we have a good variety this month. We generally try to keep the newsletter to about 6 pages as this makes life much easier for Neil Smith who prints a few to send to members who are not on email. This means that I have had to hold a couple of contributions until next month but don't let that deter you from sending in your own news.

### Geoff Hill's Christmas Quiz – The Answer and The Winner:



Thanks to everyone who sent in their answers, the first correct one was from Roger Brown who correctly identified the valve gear as Allan Straight Link Motion but wondered if the loco was an Orenstein and Koppel 0-4-0 somewhere? He said that this valve gear was an alternative to Stephenson's Link which takes up less room, takes less effort to reverse and is a constant lead device.

When I said it was not an O&K he came back straight away with:

*"Then it must be Arnold Jung 'Justine' at NGNGR at Toddington, should have got it all first time as I was on committee of the Dowty Railway Preservation Society when we got Justine from a dealer in Belgium in the early 1970s.*

*The owners sent it away for overhaul and hired a diesel while it was away. The diesel was so much better and a lot cheaper to run, so they kept it and flogged Justine to the dealer. We got a great deal as it was fully overhauled and just had to put it together!*

*We contacted Arnold Jung for a set of drawings but we were politely informed that they no longer existed because "your RAF bombed our factory in the war".*

*It was, therefore, a gigantic jigsaw puzzle without a picture and took us a lot longer than expected! A whole load of O&K spares came with it which complicated matters somewhat! I would have become a shareholder in the loco but I had just got married and was struggling with my first mortgage."*



### Beddgelert – October 2020 by Steve Matthews:

We managed to squeeze in a week and a half in Beddgelert during October, in between Bangor University students' efforts to get the whole of Bangor in lockdown and the Welsh Government agreeing that it should extend to the whole of Wales just afterwards. Unusually for Beddgelert the weather was pretty good, although not on the two occasions I got up to the station with my camera. Ffestiniog were running to and from Tan-y-Bwlch and Welsh Highland were running one round trip a day between Caernarfon and Beddgelert – so restricted action.



On one day however, I got a tip off from the landlord where we were staying that Prince was due up from Porthmadog with a heritage train full of members – so I staked out and got a few photos. These are the result for those that would like to see them. I also managed to find a good spot on Beddgelert station to get an end-on view of a Garratt.





### Emmett style fun from John Burton:

John has finished the coach to go with Cleo. He says *"that's the train complete so I have got that out of my system, now I can have another go at my tiny 09 layout in a storage box. I asked my Granddaughters to give the figures names. I've just found out they have used names from Harry Potter!"*



### "Cackler" and "Jerry M" (originally named "Port Dinorwic" and "Vaenol") – Martyn Davies:

As a boy I can remember seeing steam on a mountainside on the far side of a lake which was of course Quarry Hunslets going about their business although most had gone by then. I then spent three year in Bangor at University which included some time working on the Penrhyn Hunslets in the Castle Museum which were "Hugh Napier" and the larger "Charles", a sister loco to "Linda" & "Blanche" now on the Ffestiniog Railway. Thus you can imagine my delight when Bachmann announced their production of the Quarry Hunslets—alas we are still waiting and repeated requests for an update when I go into the Hereford Model Centre usually results in a "Nothing!"

Whilst searching through ebay "009 Models", I came across a 3D printed body shell of one of the tramway Hunslets owned by the Dinorwic Quarry and used for moving the slate wagons around the cutting sheds, mills, etc. and then on down to the trans-shipment sidings at Gilfach Ddu were they were put onto transporter wagons and moved to the coast at Port Dinorwic. The model was designed to fit a Fleischmann 7000 chassis which is no longer available new but there are usually a few available from British and European sellers. If not that a KATO 103 or 109 chassis and as I had one of these I decided to have a go at producing one of them. I have never done anything like it before but I might have another go! The result is below, not perfect looks as though the boiler hand rail may have hit a low branch or big boulder at some point, but overall I am quite pleased. The correct nameplates would look good—these were produced on my computer. Like most of




the Hunslets in the Dinorwic Quarry the locos were named after racehorses, owned by the quarry owners and had wonderful names such as "Wild Aster", "Red Damsel" and "Queen of the Scarlets". "Jerry M" was a Grand National winner so could well have figured on an LNER pacific loco; it won the race in 1912 interestingly another of the Quarry owners horses called "Covertcoat" won the following year, and yes there was a gallery Hunslet in the quarry named after that horse.

It just remains to wish you all a slightly belated "Happy New Year" and to thank Robin for putting the newsletter together. Helps to keep some of us at least sane. Stay safe and looking forward to meeting up with you again soon.



### A 7mm scale 3d printed Double Fairlie by Michael Beer:

Having been reminded of a double Fairlie by Guy's exit from 0-16.5, I got interested in these locos again.



I decided that while I could not justify buying two Dapol Adams B4s for motive power, I was prepared to take a chance with the much maligned Hornby works. I bought two Caledonian 0-4-0 tanks brand new, at very reasonable price on eBay and they actually seemed to run nicely on a quick test.


I took some partial 009 files of a double Fairlie as a basis and redesigned it for 0-16.5 as Merddyn Emrys - from photos (meaning some guesswork, having only the overall length measurement).

Then the January Railway Modeller dropped through the letterbox containing drawings of David Lloyd George (which is one foot shorter than ME). I debated whether to backtrack on the design but decided to carry on with my own design.

All parts were printed by Boxing Day and I have uploaded the Merddyn Emrys files on Thingiverse.

<https://www.thingiverse.com/thing:4697734>

(Editor's note: there are a number of images on Michael's Thingiverse site showing the separate parts and the chassis modifications. I will be very interested to see the finished loco when we can all get together again)



### A Parlor Car called Carol – Bill Longley-Cook:

My model railway, like I suspect most, suffers drastically from Mission Creep. Initially we were just a narrow-gauge freight short line. Indeed there were prominent signs, readable at 1:48 scale, on all the cabooses stating that "passengers were NOT permitted to ride". Then I purchased from Labelle Woodworking a model of the Pagosa Springs Combo #215, so we had a Mixed Train running up to Walkabout Gap.

The onset of the COVID-19 pandemic resulted in a further expansion of our railway and with the additional track (and subsequent lockdowns) catalysed the building of more rolling stock.

This time I am building a representation of the D&RGW San Juan which ran from Durango to Alamosa. The El Gato will comprise Parlor Car CAROL, a closed vestibule coach (and just possibly a second one), a baggage car and, if I can persuade Rick Steele to make the kit, a long RPO (Railway Post Office) car. The D&RGW Parlor Cars were actually called Alamosa, Durango and Chama, but I wanted to celebrate the name of the lovely lady who inspires me to do great things and she never says NO when it comes to expenditure on my railway!!








### Cadeby Open Day Easter 1984 - Colin Davies:

Colin has sent in a few snaps from Rev Teddy Boston's Railway at Cadeby open day the Saturday before Easter 1984. Besides the 2 foot gauge line going round the rectory, there was a very large model railway in a shed. The church had a stained glass window featuring Teddy on his beloved Pixie. Very different times.



An enlargement from the bottom right hand corner of the stained glass window



### Trade News:

#### Peco TV Youtube channel – Neil Smith:

I don't know if you have seen this Youtube channel set up by Peco but it does have some useful and interesting bits. See <https://www.youtube.com/c/PECOrailwaymodeller/featured>

I see that in the one where he makes a plastic signal box kit, he both paints the parts on the sprue and glazes the windows before he installs them. Different to the way I do it.

#### New name and website for Narrow Planet:

For a while now, the people behind Narrow Planet have felt it's been getting harder to distinguish between "Narrow Planet", the range of kits in 009 narrow gauge, the "Narrow Planet" custom etch service, and "Narrow Planet" the online marketplace that hosts a growing range of model railway products for many scales and gauges.

So the Narrow Planet online marketplace has changed to become Light Railway Stores, [www.lightrailwaystores.co.uk](http://www.lightrailwaystores.co.uk)

The old name still works and automatically directs you to the new site. The popular custom etching service has been enhanced with additional options and features. There is now a live preview of your nameplates (on most styles) complete with estimated dimensions as you enter text. Over time they will add this to number plates and works plates as well so you can be confident you're getting what you expected before you order.

#### 7mm scale Rustons from Locos n stuff:

Mark Clark has introduced a range of [3d printed Ruston diesel bodies](#) to go with his recent etched motor bogie. So far he has produced a 33/40, 44/48, slope sided 48DL and YC engined 40DL. These are available at £80 for any variant and he can offer the chassis built for an extra £40.

He will be adding the 20 and 30 DL and the 18/2, 16/20, 22/28 and 25/30 at a later date.

### Keith Price:

It is with great sadness that we have to report that Keith passed away peacefully on 25th November 2020 at Weston Hospice, aged 78 years. He will be sadly missed by all his family and friends. Perhaps best known to us as the organiser of the Weston-Super-Mare exhibitions it was sad that this news slipped under the radar in these times for someone who did so much in the world of model railway exhibitions. He was a great supporter of our own shows and willingly provided signs and badges whenever we needed them.

Nicolas Wheatley said that Keith had been very poorly for a long time and he even organised a living wake as long ago as August 2018.

I hope you are all keeping well and using your free time to good effect. Thank you to the contributors to this issue and don't forget to send us your news so that we can all stay in touch. I would appreciate any contributions for the next newsletter by the 19<sup>th</sup> February.

In the meantime stay safe and happy modelling,

Robin Edwards

Please send your news to

[robin.ngtewkesbury@gmail.com](mailto:robin.ngtewkesbury@gmail.com)

Or

[neil.ngtewkesbury@gmail.com](mailto:neil.ngtewkesbury@gmail.com)